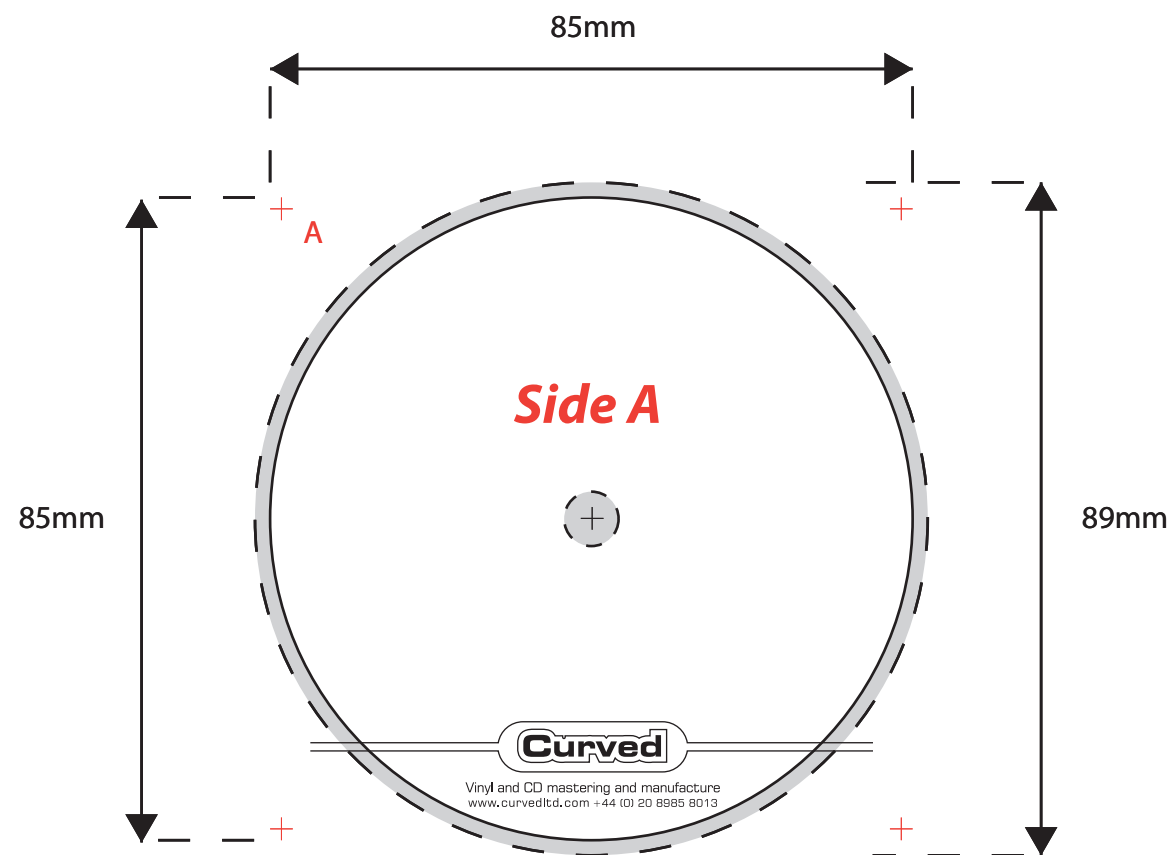




Vinyl and CD mastering and manufacture
www.curvedltd.com +44 (0) 20 8985 8013

Print Specifications

Label for 17cm vinyl
LP01



WHEN USING THE EDITABLE LAYER PLEASE TURN GUIDES ON AND TURN OFF THE 'TEMPLATE VISUAL' LAYER. USE 'TEMPLATE VISUAL' LAYER FOR REFERENCE ONLY.



Area with 2 mm bleed all around, so 1 circle of 89 mm x 89 mm

For the inner ring: a circle of 7.2 mm with design running over it. (do not leave a blank space in this circle on your films or in your files)

Template to Keep

Positioning of registration marks in the corners (0.3pts thickness)

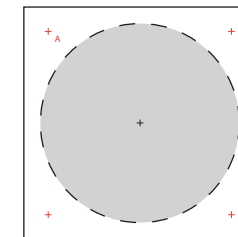
Central registration cross of 3mm length (0.3pts thickness)

Do not forget a clear identification of sides A and B, even if it is not part of the design.

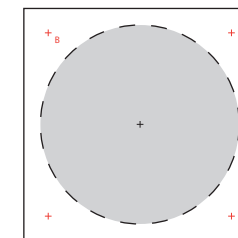
One label/side per page (see below)

It is recommended not to use text over 98mm diameter.

Side A



Side B



Technical Features

Final Format:
Outer ring - 85mm x 85mm
Inner ring - 7.2mm

Format before cutting:
Outer ring - 89mm x 89mm
Inner ring - please put only the central registration cross

Paper type:
150gsm

Print type:
Offset
Process colours
Spot colours at additional cost (Pantone® colours only)

If films provided:
Positives, offset direction, 150 lpi

X-press template:
LP01.QXD

Print Details

It is recommended to use process colours rather than spot colours.

Constraints when gluing labels mean it is recommended to avoid big contract differences between the 2 sides.
Eg: 2 clear sides (from 0% - 25%)
or 2 dark sides (from 75% - 100%)

Pastel colours may be altered during the press and drying processes.

