

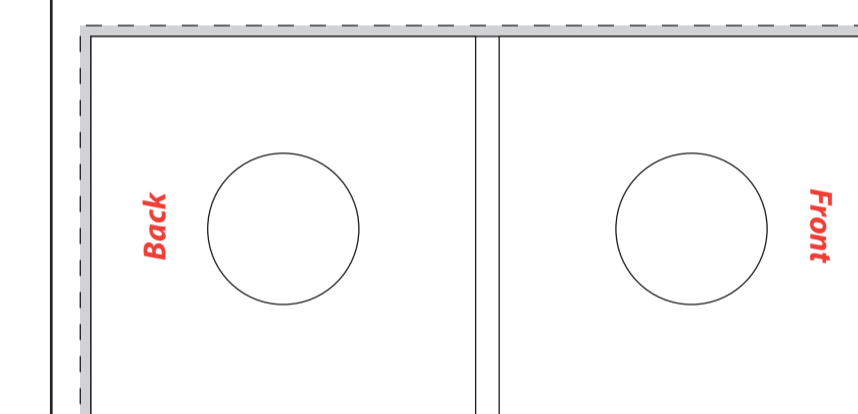
! Glue Flaps

Do not put the glue flaps in the file or on the films.




! Top Opening

The dimensions are identical to the sleeve with a side opening.

Only the orientation of the design on the front and on the back are different. See diagram below:



! Key

-  Positioning of the central die cut. Do not include this circle in your design. (Do not leave a white area in your files or on your films)
-  Area including the compulsory 8 mm bleed
-  Area for glue flaps

! Technical Features

Format:
315mm x 315mm x 3mm

Paper type:
300g gray inside/white back
300g gray inside/gray back
300g brown (bois) inside/white back

Print type:
Offset
Primary colours and/or spot colours
(Pantone® colours only)

Varnish:
- Glossy UV varnish (additional cost matt UV varnish)
- Glossy dispersion varnish

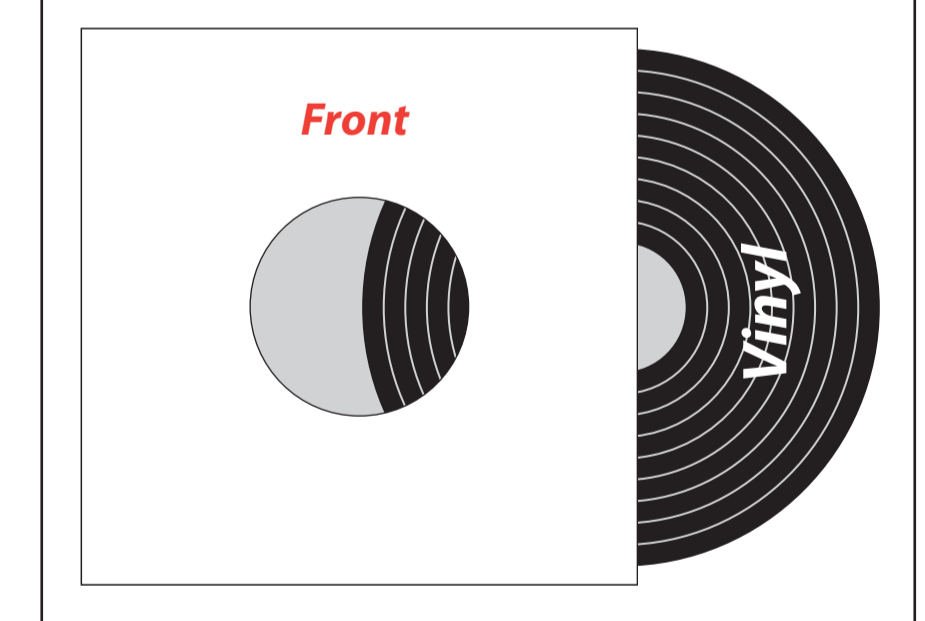
Possible to have with or without central die cut
(precise if the die cut must be on both sides)

Packaging:
Manual pack

Note:
Capacity of 1 or 2 vinyls (For 2 vinyls: 1 vinyl in inner sleeve
+ 1 vinyl in record sleeve)

X-Press template:
i23LP30D3XRD.QXD

Opening to the side:



WHEN USING THE EDITABLE LAYER PLEASE TURN GUIDES ON AND TURN OFF THE 'TEMPLATE VISUAL' LAYER. USE 'TEMPLATE VISUAL' LAYER FOR REFERENCE ONLY.

- Tolerance of +/- 1 mm for all the dimensions
- The dimensions of the front include the folding area at the top and bottom
- Do not put any text in the 3 mm around the final format
- The withdrawal of the registration marks must be greater than 10 pts